
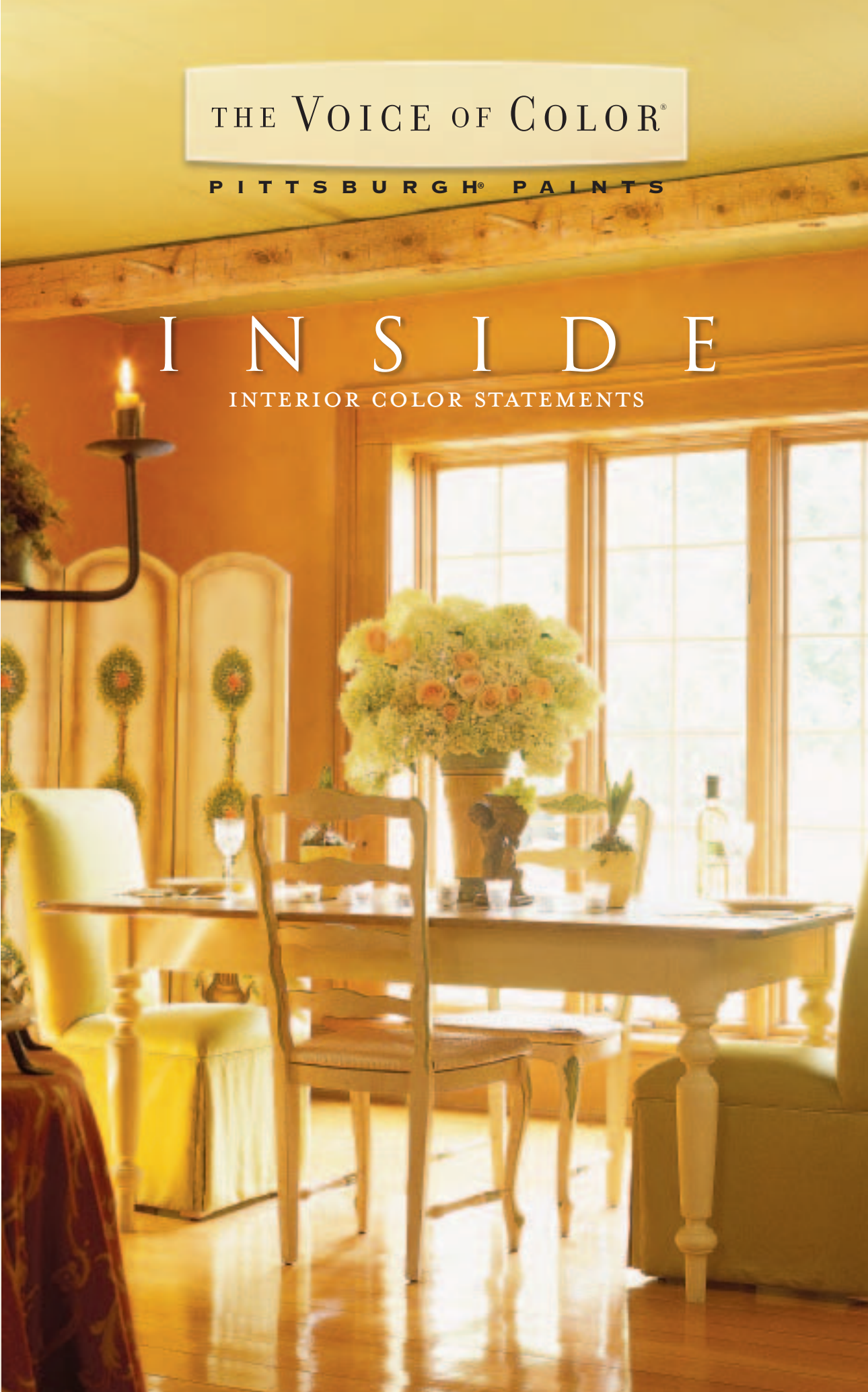


THE VOICE OF COLOR®

PITTSBURGH® PAINTS

# I N S I D E

INTERIOR COLOR STATEMENTS



# 4 THINGS TO think about

Josette Buisson  
Artistic Director



Decorating a room is about creating a mood. Do you want to relax in a quiet space or be energized? Each of our color families contains colors that create a certain feel and help to define a particular mood. To make it simple, we have selected a range of ideal colors from each family that we know look good on the wall, and that you can trust to help you create a room you love.



## 1 FIND *your* INSPIRATION

Do the Color Sense Game™ to discover your color personality at [www.voiceofcolor.com](http://www.voiceofcolor.com)

Collect **elements that inspire you** and create an Inspiration Scrapbook, including photos, fabric or wallpaper samples that you love. Or, if you have a favorite piece such as a carpet, painting, or cushion that will be part of your room, use that as your inspiration starting point. **Choose colors pulled from your Inspiration Scrapbook** so that your room flows together beautifully.




## 2 TEST

Choose the colors from your Inspiration Scrapbook that appeal to you the most and then choose paint chips in similar shades -- some duller, some brighter -- to test at home.



### Be Certain!

The only way to be sure you'll love a particular color is to actually try it on the wall. **Take advantage of the new Pittsburgh® Paints Sample System** and try at least a 12" square beside your trim, and ideally, on all the walls you wish to paint. See how the color changes throughout the day.



### Beware of Color Shock!

After you finish painting an entire room, you should live with it for a few days. Your eyes and your memory take time to adjust to what they *expected to see* and it is therefore natural not to love the change right away. Especially when it is drastically different, you'll find it can be a few days before you are accustomed to it, and then you can fully embrace your new colors.

## 3 COLOR AND LIGHT

The colors you choose will appear different in various settings, as they are **always affected by the light they receive.**

Though many lighting products are available, keep in mind that generally, incandescent lighting is warmer (more yellow), standard fluorescent light tends to be cooler (more blue), and halogen light is typically the most like daylight.



## 4 COMPLETE THE LOOK

To create interest and depth, and in order for your palette to look intentional, a color should always appear at least twice in a room. For instance if you paint a feature wall, add that color again in accessories to really pull your scheme together. Similarly, one great piece of art, or a fabric that combines all of your key colors, will be that final, unifying element that truly completes your look.

### H E L P F U L H I N T S

Choose chips to test, and look at them *vertically* on the wall.

Make sure you like your color at morning, noon, and night, and make your final decision based on the time of day you *most* plan to spend in the room.

Keep in mind that colors *magnify* or appear stronger on the wall, especially yellows and pinks.

Be open to *painted ceilings*. When you have no crown molding to highlight, you can really make a room look bigger by wrapping the wall color all the way up and around.

# WATER BEADS™

*calm  
cleanse*

Camelot 151-1

Simply Elegant 550-3

Cosmic Rays 455-3

Harmony Blue 450-3

Niagara Falls 150-2

# AL FRESCO™

*balance  
nurture*

St. Augustine 308-3

Aloe Vera 209-3

Olive Sprig 410-4

Pickling Spice 310-3

Rawling Grass 300-3

# MORNING ROSE™

Pink Flambe 234-4

Rose Stain 536-4

Sonia Rose 231-3

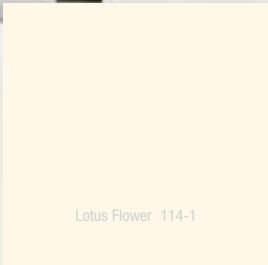
Frosted Tulip 133-2

Pink Champagne 339-1


*soften  
embellish*



# ALMONDS & HONEY™




Lotus Flower 114-1




Gold Buff 215-4



Spice Delight 215-2




Shiny Silk 115-3



Sawdust 115-4




Cowboy Hat 320-6




Yellow Quartz 216-4




# DESERT SPICE™



Ancient Copper 328-7




Brown Clay 225-6




Lion's Mane 216-5


# LEATHER, STONE & WOOD™



Almond Paste 313-2



Vanilla Fudge 315-4



Prairie Dust 413-4



Fudge Truffle 526-7



Almond Cream 315-3



# TAPESTRY & MOSAIC™


Rum Raisin 230-7

Woodbridge 413-6

Caramel Kiss 318-6

Pageant Pansy 442-6

Red Red Wine 436-7



# POP ART™

Pomegranate 132-6

Butterfly Bush 212-3

Indiana Clay 125-6

Green Grapes 189-5

Cool Lagoon 155-4



## MANOR HALL®

Simply our best paint.

Recognized for its timeless beauty and exceptional quality, Manor Hall paint sets the standard for premium paints with its smooth application, superior coverage and supreme durability. Available in 5 interior sheens and 3 exterior sheens.

*Your Home is Worth It.*

S H E E N S :   F L A T   |   E G G S H E L L   |   P E A R L   |   S E M I - G L O S S   |   G L O S S



## PURE PERFORMANCE®

Premium Performance. Environmentally Preferred.

Our zero VOC, very low-odor, mildew resistant Pure Performance paints are tough, scrubbable paints that provide the environmental features and premium quality performance you can trust. Pure Performance has earned the U.S. Green Seal Class A certification and the Pennsylvania's Governor's Award for Environmental Excellence.

S H E E N S :   F L A T   |   E G G S H E L L   |   S E M I - G L O S S

Don't you just love the color? The colors represented in our photographs are found in The Voice of Color® System:

Cover Main photo: Walls: Gold Buff 215-4 • Ceiling: Sawdust 115-4.

Small Living Room photo: Walls: Blaze 333-7

Interior photos: Al fresco: Pickling Spice 310-3 • Almonds & Honey: Shiny Silk 115-3 • Desert Spice: Brown Clay 225-6 • Pop Art: Cool Lagoon 155-4

Dining Room on back: Entrance wall: Apricot Blush 118-4 • Trim: Delicate White. Dining Room walls: Copper Bangle 227-6

THE VOICE OF COLOR®

P I T T S B U R G H ® P A I N T S

PPG Industries, Inc. • PPG Architectural Finishes, Inc. • One PPG Place • Pittsburgh, PA 15272 • 1-800-441-9695 • Fax 1-888-807-5123  
PPG Canada, Inc. • 4 Kenview Boulevard • Brampton, Ontario • L6T 5E4 • (905) 790-5349 / 1-877-238-6441 • Fax (905) 458-0673 / 1-800-387-0561

[www.voiceofcolor.com](http://www.voiceofcolor.com)

